

# TRAINING CATALOG

COMPOSITES

ADDITIVE  
MANUFACTURING

ROBOTICS



COMPOSITADOUR  
COMPOSITES & ROBOTICS SOLUTIONS

ESTIA  
INSTITUTE OF TECHNOLOGY

CO BAYONNE  
NVS BASQUE  
FUTUR 2025



With almost a decade of expertise dedicated to enhancing and expanding the skills of employees in the aeronautical sector, we are able to offer you training programmes that are tailor-made, progressive and aligned as closely as possible with the requirements of the professional world.

Since June 2023, Compositadour has been certified as a centre of excellence by Dassault Systèmes.

Compositadour, your partner for building your career  
your career path and that of your teams.

# TABLE OF CONTENTS



## PRESENTATION OF OUR PLATFORMS

- Presentation of the various technology platforms ..... 4



## COMPOSITES TRAINING

- M1 - Introduction to composites processing ..... 6
- M2 - Design and dimensioning of composite parts ..... 7
- M3 - Implementation of composites for aeronautics ..... 8
- M4 - Robotic fiber placement. .... 9
- M5 - Sandwich materials and bonded structures. .... 10
- M6 - CQPM High-Performance composite materials operator. .... 11
- M7 - Repair of composite materials ..... 12
- M8 - Stamping of thermoplastic matrix composite parts. .... 13



## ROBOTICS TRAINING

- M1 - Generalities in Robotics. .... 15
- M2 - Modelling ..... 16
- M3 - Path generation. .... 17

**NOUVEAU**

- KUKA Training ..... 18



## TRAINING IN ADDITIVE MANUFACTURING

- M1 - Introduction to the implementation of DED technologies ..... 22
- M2 - WAAM Advanced (M1 prerequisite) ..... 23
- M3 - Advanced DED powder (prerequisite M1) ..... 24
- M4 - Advanced DED laser wire (M1 prerequisite). .... 25



## TRAINING - MASTER'S DEGREE IN FUTURE PROCESSES AND ROBOTISATION

- Course objectives and modules ..... 26

# Presentation of our platforms

Compositadour is a technology platform specialising in advanced processes: Composites, Robotics and Additive Manufacturing. A genuine platform for experimenting with the digital and robotic technologies of the Factory of the Future, Compositadour offers cutting-edge equipment and mobilises its network of skills from laboratories, SMEs and major industrial groups to develop innovative projects.


Backed by the Compositadour platform, Addimadour was launched in 2017 by and for companies to help them develop their metal additive manufacturing projects. Born from the meeting of industrial needs and the scientific and technological resources of the Ecole Supérieure des Technologies Industrielles Avancées (ESTIA), this new ESTIA metal additive manufacturing platform enhances Compositadour's offering.



Created in 2023, covering more than 1,200 m<sup>2</sup>, TURBOLAB is a test platform shared by industry, research and education, dedicated to innovative aeronautical propulsion. TURBOLAB serves the aeronautical industry by testing and characterising all types of aeronautical propulsion systems, whether hybrid, electric or using alternative fuels. The platform's efficiency is based on its agility and proximity to the Compositadour and Addimadour technology centres, as well as to its industrial partner Akira Technologies, enabling it to meet all requirements.



# COMPOSITES TRAINING




## TRAINING MODULES

- M1 - INTRODUCTION TO COMPOSITES PROCESSING
- M2 - DESIGN AND DIMENSIONING OF COMPOSITE PARTS
- M3 - IMPLEMENTATION OF COMPOSITES FOR AERONAUTICS
- M4 - ROBOTIC FIBER PLACEMENT
- M5 - SANDWICH MATERIALS AND BONDED STRUCTURES
- M6 - CQPM HIGH-PERFORMANCE COMPOSITE MATERIALS OPERATOR
- M7 - REPAIR OF COMPOSITE MATERIALS
- M8 - STAMPING OF THERMOPLASTIC MATRIX COMPOSITE PARTS

**OBJECTIVES :**

- BE FAMILIAR WITH COMPOSITE MATERIALS (TERMINOLOGY AND BASIC CONCEPTS)
- BE FAMILIAR WITH THE VARIOUS PHASES OF MANUFACTURING, FITTING AND CHECKING A COMPOSITE PART AND THE ASSOCIATED EQUIPMENT



## **M1 - INTRODUCTION TO COMPOSITES PROCESSING**

**Introduction to Composite Materials :**

- Generalities and terminology / Materials: fibres, resins and core materials / Application processes / Examples of applications

**Draping of Prepregs :**

- Tool preparation (cleaning + release treatment) / Cutting of fabrics, pre-impregnated UD sheets / Lay-up of prepregs (monolithic or sandwich part) / Lay-up of reinforcements with 3D projection master / Vacuum bagging / Polymerisation (cycle programming, cure monitoring) / Demoulding and analysis of cure cycle.

**RTM (Resin Transfer Moulding) :**

- Tool preparation (cleaning + release treatment) / Cutting of dry fabrics and draping of preforms / Fitting of injection tooling / Programming of injection parameters (T°, flow rate, pressure, etc.) / RTM injection under heated press and polymerisation under press.

**Production of an infusion plate:**

- Analysis of the draping plan and definition of the infusion strategy / Cutting and draping of dry fabrics / Draping of dry fabrics / Installation of infusion peripherals and monitoring of infusion / Demoulding and analysis

**Adjustment**

**Control**

---

**PREREQUISITES**

No prerequisites

**DURATION**

1 - 6 days

**VENUE**

Compositadour, Bayonne



**OBJECTIVES :**

- KNOWLEDGE OF METHODS FOR DESIGNING PARTS IN COMPOSITE MATERIALS
- KNOWLEDGE OF METHODS FOR DIMENSIONING PARTS IN COMPOSITE MATERIALS

## **M2 - DESIGN AND DIMENSIONING OF COMPOSITE PARTS**

**Composite Materials (Reminder)**

**Mechanical Behaviour of Laminates :**

- Ply properties / Law of behaviour of an anisotropic laminate / Sizing criteria and tools

**Digital Design and Simulation Tools :**

- CATIA CPD: from design to manufacturing / FE sizing: example of a simple case using Ansys ACP

**The stages of Finite Element Calculation :**

- Static calculation / Boundary conditions / Load case applications

**Analysis of the results of a Finite Element Calculation :**

- Fracture stresses / Maximum displacement / Optimisation loops

**Option: Application cases requested by the company:**

- Design assistance / Sizing assistance

---

### **PREREQUISITES**

Basic concepts of mechanical calculation and strength of materials

### **DURATION**

3 - 8 days

### **VENUE**

Compositadour, Bayonne



**OBJECTIVES :**

- TO UNDERSTAND THE SPECIFIC FEATURES AND QUALITY ORGANISATION REQUIRED FOR THE MANUFACTURE OF AERONAUTICAL PARTS USING PREPREG DRAPING AND RTM INJECTION PROCESSES.

## M3 - IMPLEMENTATION OF COMPOSITES FOR AERONAUTICS

**The use of composites in Aeronautics, Generalities and Quality Environment :**

- Studying customer specifications / Designing parts and tools / Drawing up technical manufacturing instructions and inspection instructions / Drawing up production monitoring documents

**Use of the prepreg draping process for the aeronautical industry :**

- Preparing the environment and workstation / Manufacturing the part in accordance with technical instructions / Checking during production

**Using the RTM process for aeronautics :**

- Preparation of the environment and workstation / Manufacture of the part in accordance with technical instructions / In-process inspection

**Destructive / non-destructive testing and quality monitoring :**

- Inspection of the part in accordance with the inspection instruction / Preparation of the part monitoring file / FAI and certificate of conformity.

---

**PREREQUISITES**

Fundamentals of composite materials (M1)

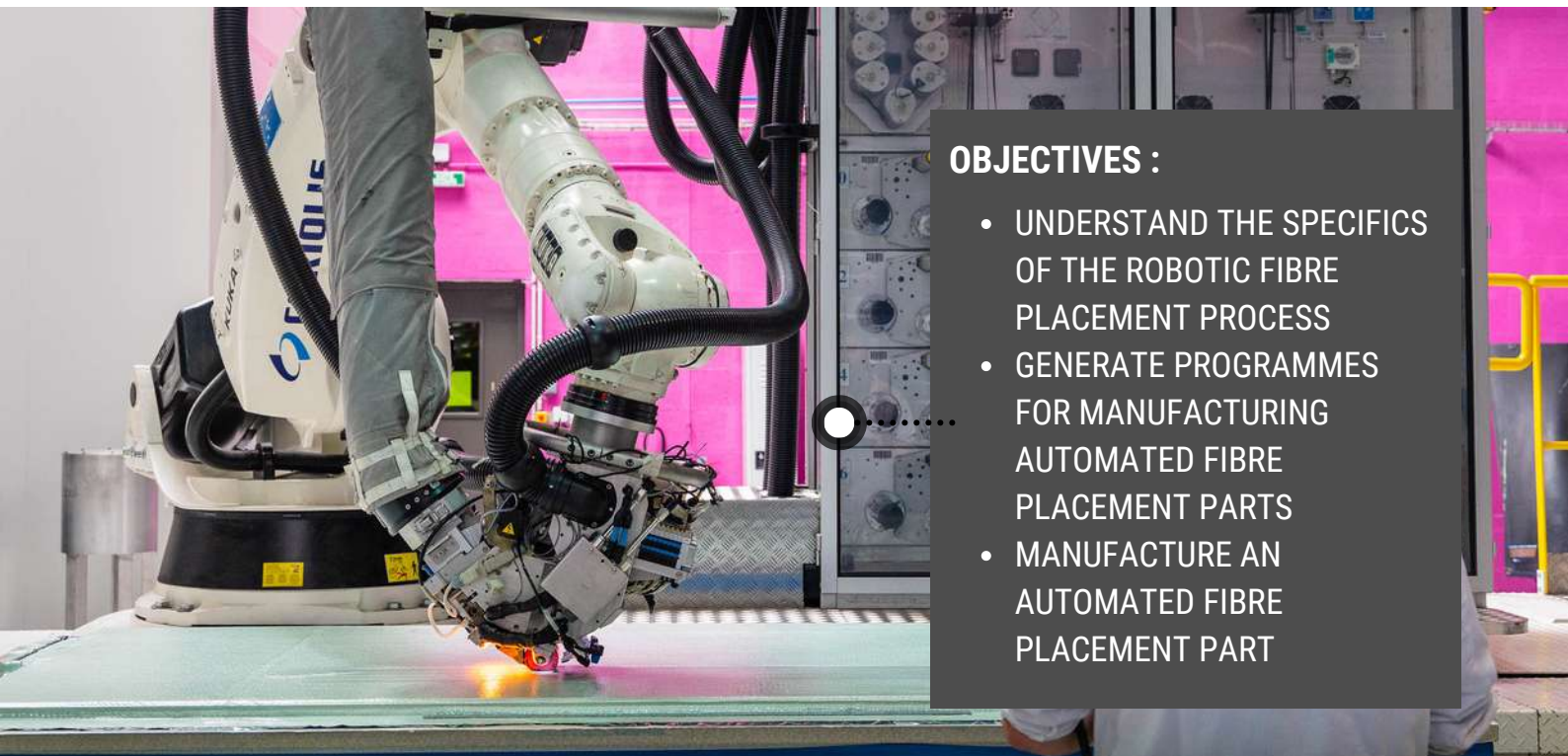
**DURATION**

2 - 7 days

**VENUE**

Compositadour, Bayonne





**OBJECTIVES :**

- UNDERSTAND THE SPECIFICS OF THE ROBOTIC FIBRE PLACEMENT PROCESS
- GENERATE PROGRAMMES FOR MANUFACTURING AUTOMATED FIBRE PLACEMENT PARTS
- MANUFACTURE AN AUTOMATED FIBRE PLACEMENT PART

## M4 - ROBOTIC FIBER PLACEMENT

**CAT Fiber programming :**

- General presentation of the software / Retrieving the surface and contours to be meshed / Creating a mesh / Creating folds / Creating reference curves or rosette transfer / Producibility: steering analysis and angular deviation / Creating the Process / Assigning a head / Generating strips / Checking head - mould collisions / Measuring strip lengths / Importing the cell and head with the part / Positioning the mould in the cell / Defining strategies / Creating the ToolPath / Simulating draping / Creating draping files

**Manufacturing an AFP part**

- Presentation of the robot's various components / Creel - Robot head - Heating medium / Labelling of coils / Registering coils in the HMI / Loading the creel / Palpating a tool / Dry Run: playing with blank programmes / Heating law: AFP / TP / Preg / Sheet draping / Draping complex parts: passing a corner.

*The course is run by professionals from COMPOSITADOUR and CORIOLIS.*

**PREREQUISITES**

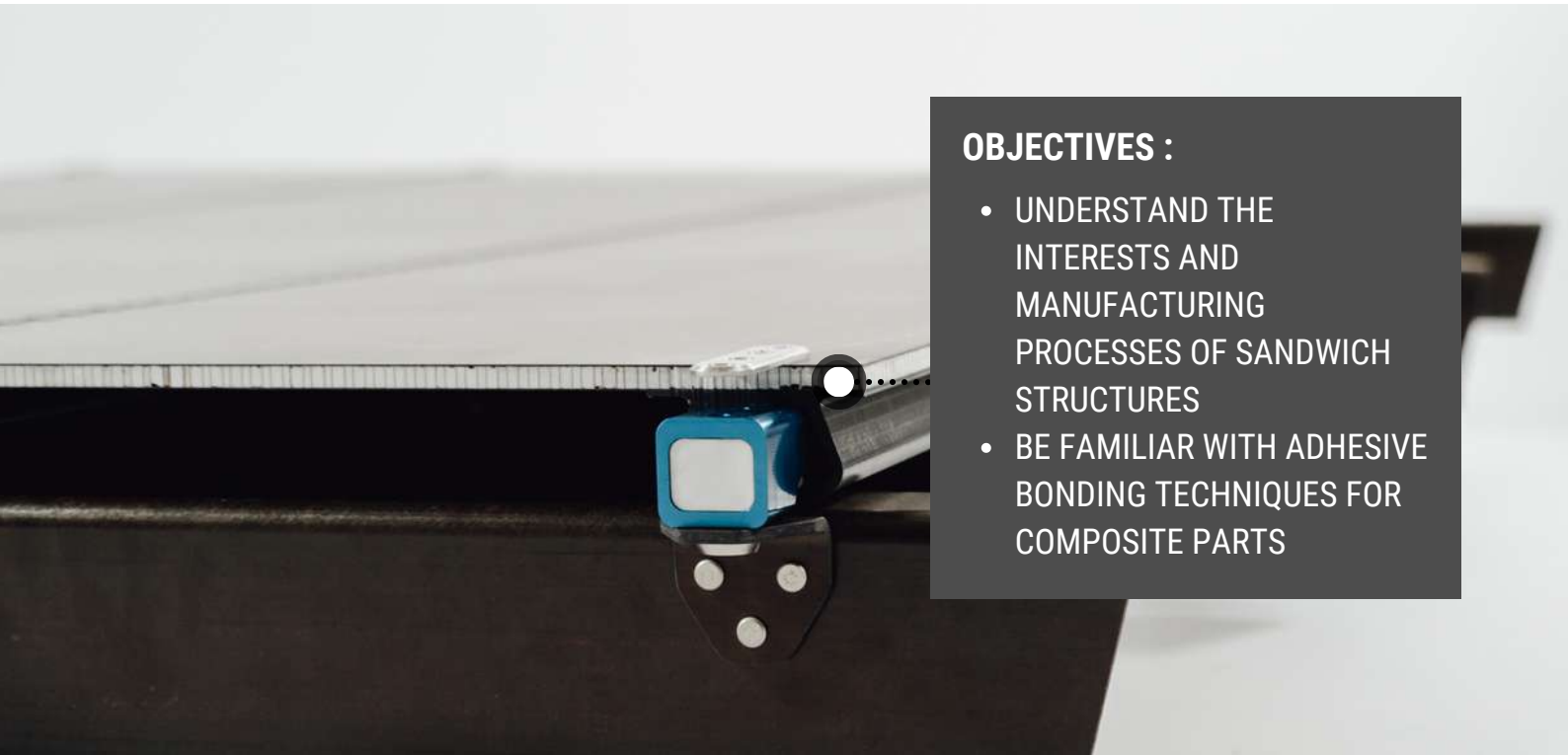
Fundamentals of composite materials (M1), Fundamentals of CATIA CPD and meshing

**DURATION**

3 - 6 days

**VENUE**

Compositadour, Bayonne



**OBJECTIVES :**

- UNDERSTAND THE INTERESTS AND MANUFACTURING PROCESSES OF SANDWICH STRUCTURES
- BE FAMILIAR WITH ADHESIVE BONDING TECHNIQUES FOR COMPOSITE PARTS

## M5 - SANDWICH MATERIALS AND BONDED STRUCTURES

### Sandwich structures

- General and terminology / Core materials / Notions of the mechanical behaviour of a sandwich structure / Installation of a sandwich structure / Finishing (routing, drilling, edging) / Assembly: fitting inserts and fixing

### Bonding

- Different bonding systems (PU, epoxy, etc.) / Surface preparation / Bonding processes for composite parts

---

### PREREQUISITES

No prerequisites

### DURATION

3 days

### VENUE

Compositadour, Bayonne

**OBJECTIVES :**

- UNDERSTAND THE INTERESTS AND MANUFACTURING PROCESSES OF SANDWICH STRUCTURES
- BE FAMILIAR WITH ADHESIVE BONDING TECHNIQUES FOR COMPOSITE PARTS

## M6- CQPM HIGH-PERFORMANCE COMPOSITE MATERIALS OPERATOR

**Approach to the workplace / QSE**

- Job search techniques / Quality, Health and Safety / Workshop calculations

**Theory / Technology**

- Plan reading / Implementation and behaviour of TD resins / Reinforcements for organic matrix composites / The different implementation processes / Contact moulding to make a mould / Pre-impregnated fabrics / Preparation of moulds for wet lamination / Wet lamination / Sandwich structures / Polymerisation cycle / Inspection technique / Draping of pre-impregnated fabrics.

**Practical work**

- Making a mould for contact moulding / Non-destructive testing (ultrasound) on a composite plate / Making a vacuum bag / Dry lamination of a monolithic part / Making a sandwich with a NIDA aluminium core / Making a sandwich with a NIDA aluminium core with densification / Laminating a sandwich structure with pre-preg fabric edging / Ultrasonic inspection / Finishing.

**175-hour in-company work placement**

*This Qualiopi-certified training course is run in partnership with the Adour training centre, UIMM.*

**PREREQUISITES**

No prerequisites

**DURATION**

4 months

**INSCRIPTION**

05.59.00.01.01

pole-formation-adour@metaladour.org





**OBJECTIVES :**

- TO BE FAMILIAR WITH THE SPECIFIC FEATURES OF REPAIRS TO COMPOSITE MATERIALS IN THE AERONAUTICAL SECTOR
- BE ABLE TO REPAIR COMPOSITE MATERIAL ASSEMBLIES OR SUB-ASSEMBLIES

## **M7 - REPAIR OF COMPOSITE MATERIALS**

A reminder of composite materials and the main rules for the design and draping of monolithic elements

Bonding and composite materials

Maintenance and repair of structural composites

Practice of several types of repair: aesthetic, structural, "flush", "patch"

Use of polymerisation kits

Non-destructive testing after repair

*The course is run in partnership with Aerocampus Aquitaine*



---

### **PREREQUISITES**

Fundamentals of composite materials (M1)

### **DURATION**

5 days

### **VENUE**

Compositadour, Bayonne



**OBJECTIVES :**

- UNDERSTANDING THE SPECIFICS OF TP STAMPING AND PRESS CONSOLIDATION
- CONTROLLING A STAMPING LINE AND ADJUSTING KEY PROCESS PARAMETERS ACCORDING TO THE MATERIAL USED.

## **M8 - STAMPING OF THERMOPLASTIC MATRIX COMPOSITE PARTS**

Overview of thermoplastic composite materials. Specific features of their processing according to their transformation temperatures

Presentation of key process parameters and practical application to simple parts (sheets)

Production of complex parts by stamping

*This course is run in partnership with TC Composites Solutions.*

---

### **PREREQUISITES**

Fundamentals of composite materials (M1)


### **DURATION**

3 days

### **VENUE**

Compositadour, Bayonne

# ROBOTICS TRAINING



## TRAINING MODULES

M1 - GENERALITIES IN ROBOTICS

M2 - MODELLING

M3 - PATH GENERATION





### OBJECTIVES :

- ROBOT MANIPULATION :  
(ARTICULAR OR CARTESIAN)
- LEARNING A TOOL AND A BASE
- MANUAL LEARNING OF A  
TRAJECTORY

## M1 - GENERALITIES IN ROBOTICS

### Generalities

- What is an industrial robot / Applications / Operating principles / Safety / Robot characteristics

### To find out more :

- Control modes / What happens behind the control / Coordinate systems

### With which programme?

- Complexity of the task / Types of programming / Manual learning / Off-line programming

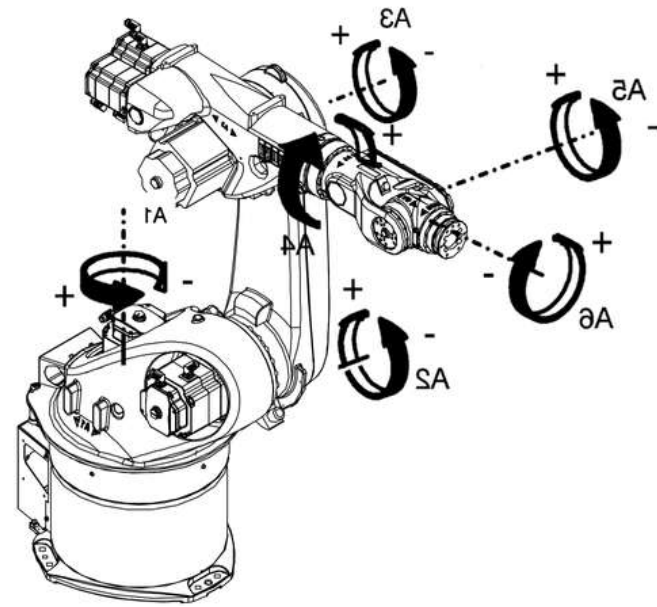
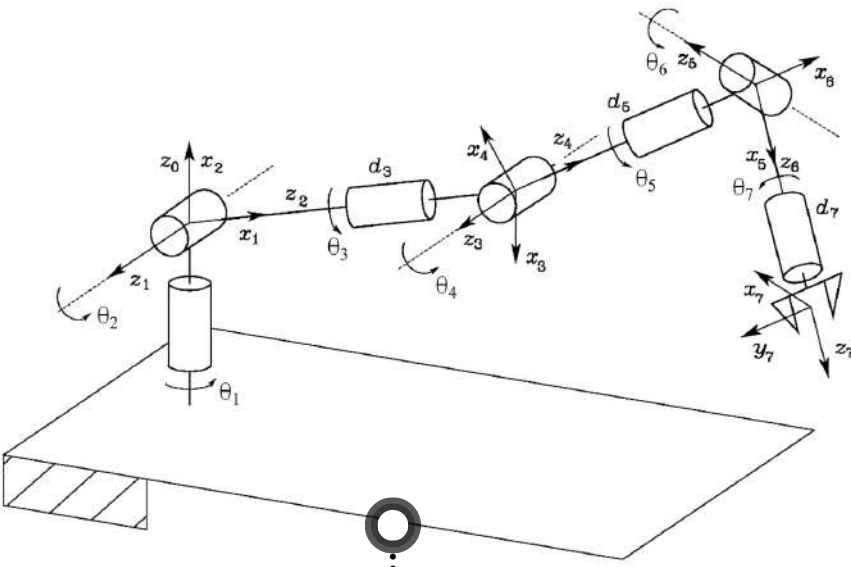
---

### PREREQUISITES

No prerequisites

### DURATION

1 day



**OBJECTIVES :**

- KINEMATIC REPRESENTATION
- CALCULATION OF GEOMETRIC MODELS

## M2 - MODELLING

Kinematic chain

- Types of kinematic links / Degrees of freedom / Geometric characteristics

Control modes

Geometric models

- Kinematic diagram / Modified Denavit-Hartenberg parameters / Direct geometric model calculation / Inverse geometric model calculation

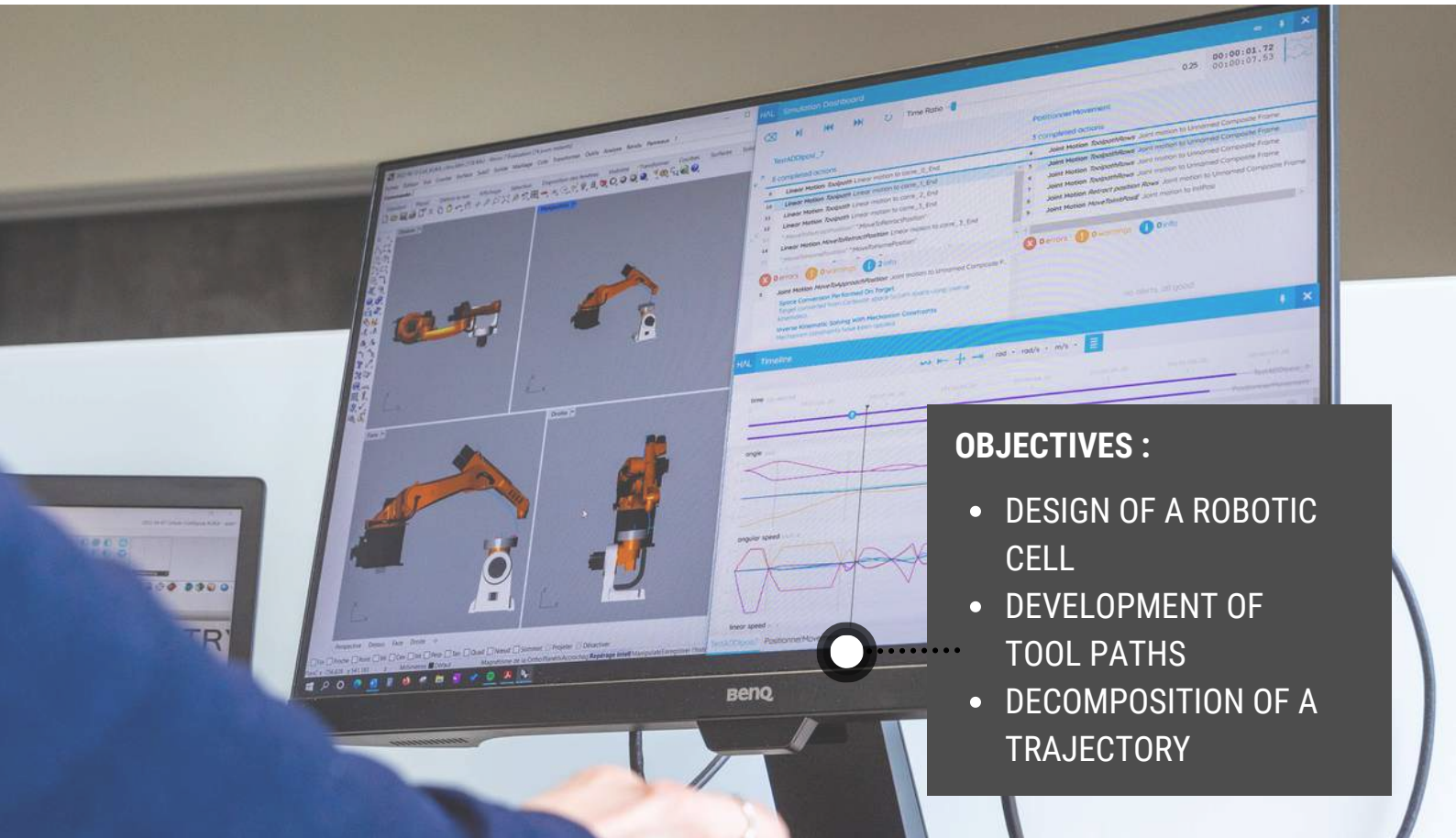
Application on the SCARA robot

### PREREQUISITES

No prerequisites

### DURATION

5 days



**OBJECTIVES :**

- DESIGN OF A ROBOTIC CELL
- DEVELOPMENT OF TOOL PATHS
- DECOMPOSITION OF A TRAJECTORY

## M3 - PATH GENERATION

- Programming languages / Programming software
- Offline programming steps
- Introduction to the RhinoGrasshopper software suite
- Cell creation (robot, end-effector)
- Movement parameters (PTP, LIN, speed, etc.)
- Breakdown of a trajectory (approach, clearance, etc.)
- Program generation
- Turnkey software (drafting of specifications)

### PREREQUISITES

M1 - Generalities in Robotics


### DURATION

5 days





*Learn how to control a robot cell  
in complete safety*

**OBJECTIVES :**

- OPERATE A ROBOT CELL IN COMPLIANCE WITH ROBOT SAFETY RULES
- MOVE THE ROBOT MANUALLY IN ALL AVAILABLE COORDINATE SYSTEMS
- RESTART ROBOT PRODUCTION AFTER A PROGRAMME STOP

## M1 - ROBOT OPERATION 1

**Safety when using a KUKA robot**

- Recognising and avoiding hazards when handling a KUKA robot / Overview of safety features when using KUKA robots

**Basic knowledge of how a KUKA robot works**

- Brief presentation of the robot system

**Moving the robot manually**

- Move the robot safely in axis-by-axis mode / Move the robot safely in World, Base or Tool marks

**Run programs in manual and automatic modes**

- Choose and select the appropriate operating mode / Make the blocks coincide / Select, start and run robot programs / Run a program from a PLC / Restart a program after a fault

**Human-machine communication**

- Read and interpret system messages / Display the robot's current position

**Using the gripper (KUKA.GripperTech)**

---

**PREREQUISITES**

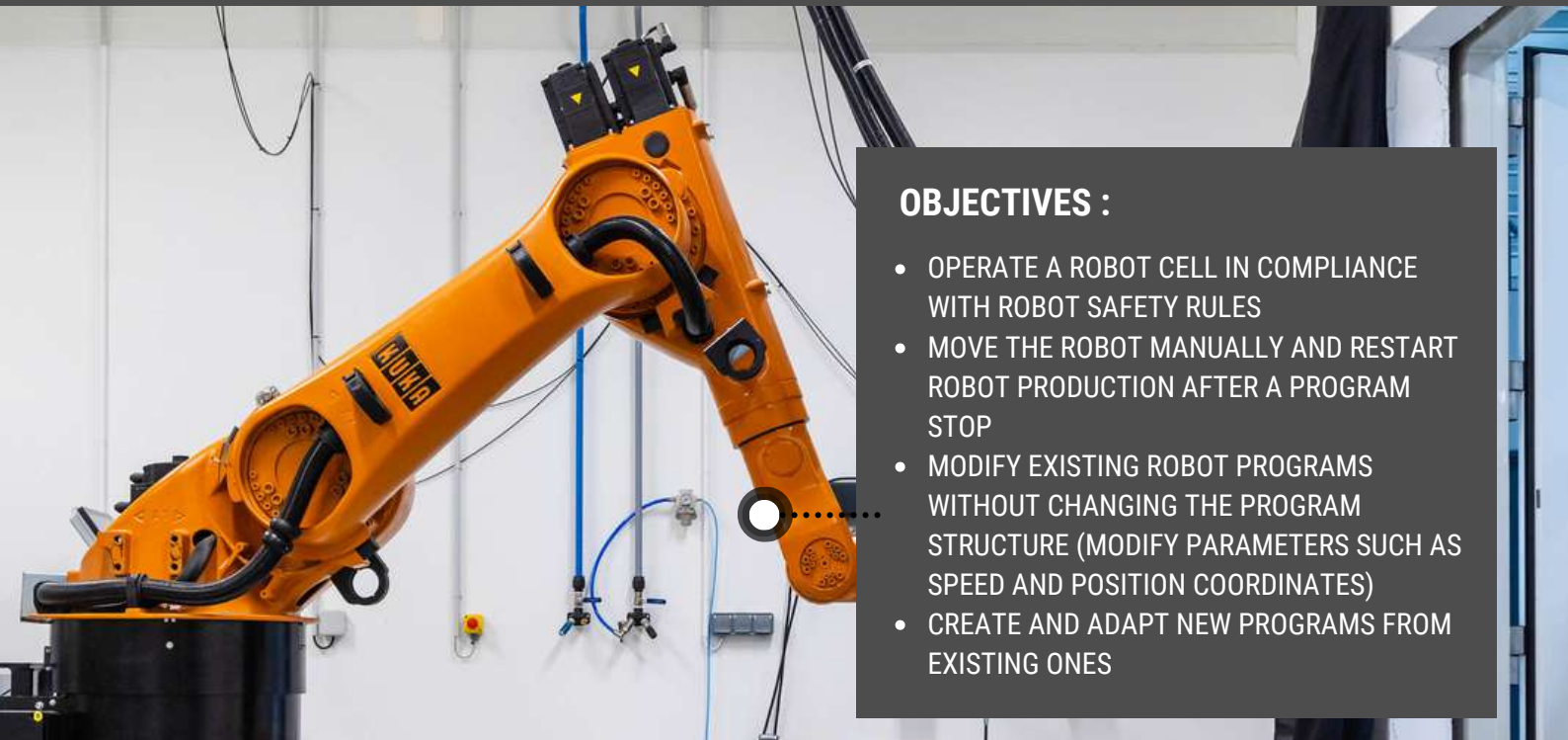
No prerequisites

**DURATION**

5 days

**AUDIENCE**

Operators

**OBJECTIVES :**

- OPERATE A ROBOT CELL IN COMPLIANCE WITH ROBOT SAFETY RULES
- MOVE THE ROBOT MANUALLY AND RESTART ROBOT PRODUCTION AFTER A PROGRAM STOP
- MODIFY EXISTING ROBOT PROGRAMS WITHOUT CHANGING THE PROGRAM STRUCTURE (MODIFY PARAMETERS SUCH AS SPEED AND POSITION COORDINATES)
- CREATE AND ADAPT NEW PROGRAMS FROM EXISTING ONES

## M2 - ROBOT OPERATION PRO

**Safety when using KUKA robots**

- Recognizing and avoiding hazards when operating KUKA robots / Overview of safety facilities when operating KUKA robots

**Basic knowledge of the structure of a robot system****Moving the robot manually**

- Safe robot retraction, individual axes / Retracting the robot safely with linear motions, in relation to robot, tool and workpiece

**Starting and executing robot programs manually and in automatic mode**

- Selecting and setting the appropriate operating mode / Performing an initialization run / Selecting, starting and executing robot programs / Executing a program start via a PLC

**Human-machine communication**

- Displaying and filtering the logbook / Displaying robot states (I/O signals, timers, cyclical flags, counters) / Reading and interpreting robot controller messages / Displaying the current robot position / Displaying saved values (variables) and modifying the values

**Use technology packages**

- Gripper operation / Programming gripper instructions with KUKA online forms

**Working with program files**

- Deleting, renaming, duplicating modules / Archiving and restoring programs

**Reading structured programs and program flowcharts****Adapting and modifying robot programs**

- Creating new motion commands (point-to-point and continuous-path motions) with KUKA online forms / Modifying motion commands / Correcting and adapting positions

**Reading and understanding logic commands in existing programs****Principle of mastering and checking the mastering****PREREQUISITES**

No prerequisites

**DURATION**

4 days


**AUDIENCE**

Operators



# ADDITIVE MANUFACTURING

## TRAINING



### TRAINING MODULES

M1 - INTRODUCTION TO THE IMPLEMENTATION OF DED TECHNOLOGIES

M2 - ADVANCED WAAM (PREREQUISITE M1)

M3 - ADVANCED DED POWDER (PREREQUISITE M1)

M4 - ADVANCED DED LASER WIRE (PREREQUISITE M1)



COMPOSITADOUR  
COMPOSITES & ROBOTICS SOLUTIONS

ESTIA  
INSTITUTE OF TECHNOLOGY

CCI BAYONNE  
PAYS BASQUE  
Espace 100m

**OBJECTIVES :**

- UNDERSTAND THE ISSUES INVOLVED IN IMPLEMENTING NEW LARGE-SCALE ADDITIVE MANUFACTURING TECHNOLOGIES



# M1 - INTRODUCTION TO THE IMPLEMENTATION OF DED TECHNOLOGIES

## Introducing DED technologies

- Describe the possibilities offered by direct energy deposition (DED), wire (WAAM) and powder (BeAM) technologies.
- Understand the advantages/disadvantages of DED technologies
- Understand the ease and difficulty of implementing DED technologies

## Designing for DED

- Learn how to design a part for DED manufacturing

## Notion of programming

## BeAM machine preparation and start-up

## WAAM/ DED-Fil Laser preparation and implementation

---

### PREREQUISITES

Generalities in Additive Manufacturing

### DURATION

2 days

### VENUE

Addimadour, Bayonne



**OBJECTIVES :**

- KNOW THE SPECIFICS OF MANUFACTURING COMPLEX PARTS IN WAAM

## **M2 - WAAM ADVANCED**

Study of design rules / CAD practice on case studies

Robotics basics / Trajectory generation on specific software / Code generation and analysis

Analysis of the various costs involved from design to manufacture

Cell set-up / Robot and WAAM generator preparation

Manufacture of programmed parts

Visual analysis / Macrographic sections

---

### **PREREQUISITES**

Completion of M1 - Introduction to DED technology implementation

### **DURATION**

3 days

### **VENUE**

Addimadour, Bayonne



**OBJECTIVES :**

- KNOW THE SPECIFICS OF MANUFACTURING COMPLEX PARTS IN DED-POWDER

## M3 - ADVANCED DED POWDER

Study of design rules / Practical application in CAD on case studies  
Concept of Gcode / Path generation using specific software / Code generation and analysis  
Analysis of the various costs involved from design to manufacture  
Preparing the BeAM Magic 800 machine / Safety rules / Setting up production / Using the Siemens 840D interface  
Manufacture of programmed parts  
Visual analysis / Macrographic sections

---

**PREREQUISITES**

Completion of M1 - Introduction to DED technology implementation

**DURATION**

3 days

**VENUE**

Addimadour, Bayonne



**OBJECTIVES :**

- UNDERSTAND THE SPECIFICITIES OF MANUFACTURING COMPLEX PARTS USING DED LASER WIRE.

## **M4 - ADVANCED DED LASER WIRE**

Study of design rules / Practical application in CAD on case studies  
Notion of Gcode and robotics / Trajectory generation on specific software / Code generation and analysis  
Analysis of the various costs involved from design to manufacture  
Preparing the robot cell / Safety rules / Setting up production (PRECITEC or MELTIO head)  
Manufacture of programmed parts  
Visual analysis / Macrographic sections

---

### **PREREQUISITES**

Completion of M1 - Introduction to DED technology implementation

### **DURATION**

3 days

### **VENUE**

Addimadour, Bayonne



# MASTER'S DEGREE IN FUTURE PROCESSES AND ROBOTISATION

Initial and continuing training

*Become the experts in the use of composites and additive manufacturing for tomorrow's industry*



**COMPOSITADOUR**  
COMPOSITES & ROBOTICS SOLUTIONS

**ESTIA**  
INSTITUTE OF TECHNOLOGY





## OBJECTIVES

- To train specialists in the implementation of manufacturing processes in the field of composite materials and polymer and metal additive manufacturing in industrial situations.
- A joint approach to materials, processes and robotisation.
- Provide a practical approach and professional skills that can be directly applied in an industrial setting.

## MODULES

### PROCESS IMPLEMENTATION (35 hrs)

- Process optimisation, material/process interaction.

### ROBOTISATION OF MANUFACTURING PROCESSES (70 hrs)

- Robotic cell, adaptation to processes, finishing.

### INNOVATIVE MATERIALS (42 hrs)

- Composite, polymer and metallic materials, characteristics specific to their use.

### METHODS (84 hrs)

- Decision-making, dimensioning, metrology and control, industrial organisation industrial organisation, composite industrialisation methods and additive manufacturing.

### SIMULATION OF ADVANCED MANUFACTURING PROCESSES (28 hrs)

- Mechanical modelling of composite/additive manufacturing processes.

### INDUSTRY 4.0 (154 hrs)

- Project management, investment, innovation, cobotics, change management, information systems and cybersecurity.
- Augmented reality, sustainable development and manufacturing, traceability and tracking of parts.

### PROFESSIONAL THESIS (840 hrs)

24-week in-company industrial project leading to a dissertation and oral presentation.

## MORE INFORMATIONS :



Training in recent and innovative technologies that will be part of tomorrow's Factory 4.0



Contact us for a tailor-made training programme



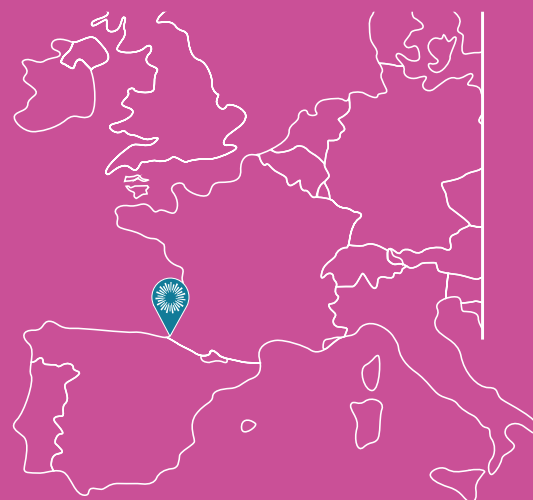
[contact-compositadour@estia.fr](mailto:contact-compositadour@estia.fr)



05 59 44 28 80

### address

*Compositadour*  
**Parc TECHNOCITÉ**  
1, Rue Pierre Georges Latécoère  
64100 Bayonne - FRANCE



**COMPOSITADOUR**  
COMPOSITES & ROBOTICS SOLUTIONS

**ESTIA**  
INSTITUTE OF TECHNOLOGY

une école

